

I-25 Plus Rotors

*An Enhanced Design Strengthens this
Commercial Rotor's Reputation for
Economy, Durability and Performance*




TABLE OF CONTENTS


Product Overview	3
Product Features and Benefits	4
Product Comparisons	8
Nozzle Replacement Guide	9
Product Performance	10
Installation & Maintenance	10
Nozzle Performance Analysis	12
Ordering Information	14

PRODUCT OVERVIEW

With its combination of attractive pricing, exceptional nozzle performance and an impressive array of new and enhanced features, Hunter's popular I-25 *Plus* is the ideal rotor for commercial and recreational sites. Always a solid performer, the rotor now boasts a significantly updated design, making the I-25 *Plus* more rugged than ever.

Through the years, this particular model has become a favorite because of its numerous features, most notably its compact, extra beefy construction (including an optional stainless steel riser that provides even more toughness). But today's I-25 *Plus* offers even more to meet the needs of the most demanding commercial rotor user — a full dozen nozzles that provides excellent uniformity in their coverage both at long distances and close to the sprinkler, a patented self-adjusting stator that guarantees increased sprinkler life, a ribbed body and cap for even better grip, an extra-thick heavy-duty rubber cover that stays on and stands up to the abuse common on heavy traffic sites, as well as the industry's smallest exposed surface area in its category.

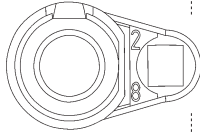
Best of all, the I-25 *Plus* can be interchanged into the existing bodies of old-style I-25 sprinklers OR its compact body design will allow it to easily retrofit all major brands without the need to lower or alter piping connections.



PRODUCT FEATURES AND BENEFITS

Enhanced Nozzle Efficiency... Custom tailored uniformity


With the I-25 Plus, every nozzle has custom tailored uniformity. This means that the secondary orifice, the one that controls the mid-range and close-in coverage, is tailored for and attached to the primary range nozzle. This guarantees optimum efficiency while ensuring that the right combination of nozzles is being installed.



Patented Pressure Port™ System... Excellent close-in coverage

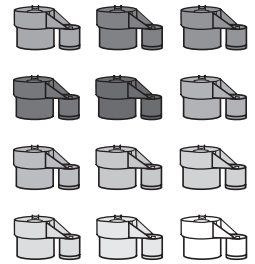
Providing enough water close to the head had always been a difficult challenge with high flow, high pressure rotors. This is because the tremendous force of the primary stream tends to draw water away from the smaller secondary nozzle. This limits the efficiency of the nozzles intended for short and medium range coverage.

Now, Hunter's patented Pressure Port™ system reduces velocity and pressure while increasing the droplet size from those nozzles. The result: excellent close-in coverage. The water droplets are larger, they are less affected by the primary nozzle and they are less likely to be carried away by the wind. And no worries — the reduced velocity from the Pressure Port system prevents seed wash out in newly planted areas.



12 Color-Coded Nozzles... The ultimate in flexibility and identification

Whether you are designing a new system or upgrading an old one with new sprinklers, fitting the I-25 Plus into the application is simple. With 12 nozzles to choose from, any radius from 40' to 73' or flow from 3.8 to 31.5 gpm can be accommodated. The interchangeable nozzles are easy to install and can be reused if removed by pulling the tab provided on the nozzle. The nozzle retaining screw can be used to adjust the radius when water must be kept off buildings and walkways.



Nozzle identification for the I-25 Plus is accomplished in three ways. First, every nozzle is **individually color-coded** for easy I.D. on the shelf, in the truck or while in operation. Next, each standard nozzle has a **nozzle number engraved on the outer surface**. To aid in the selection process, these easy to read nozzle numbers now approximate the nozzle's flow. Finally, large and easy to read **color coded nozzle I.D. buttons** are included with each nozzle. These buttons snap into the rubber cover for I.D. when the sprinkler is retracted. When pre-inserted nozzles are ordered from the factory, the buttons are factory installed.

ProTech™ Safety System ... Performance and protection for players

The I-25 Plus with its 1 7/8" diameter rubber cover, is the smallest exposed surface area in this category and includes the unique ProTech™ safety system. ProTech combines a small surface area with a flat rubber cover



and a tapered rubber collar that keeps the hard plastics and metals of the sprinkler away from the playing surface. The rubber collar and overlapping design on the rubber cover also acts as a two-stage barrier that helps keep contaminants away from the riser seal. The result: positive retraction and ultimate protection for players.

With the small exposed area, the I-25 *Plus* is out of sight and out of the minds of vandals as well. And if vandals do find the new I-25 *Plus*, the rubber cover won't come off. The rubber cover also has easy to read markings for model, model variation, arc adjustment direction, flow direction, lift up socket, radius adjustment and nozzle identification.

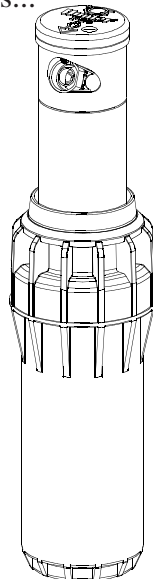
Super Compact Design...

Easy to install and retro-compatible

The I-25 *Plus* has a *compact body* design that, when compared to the competition, takes up less space to store and makes it easier to install with less digging required.

The new I-25 *Plus* can be interchanged into the existing bodies of old-style I-25 sprinklers...

no need to dig up the entire sprinkler. Even better, the I-25 *Plus* compact body design will allow it to easily retrofit all major brands without the need to lower or alter the piping connections,



making retrofits of older systems a snap.


Extra Thick Ribs on Body and Cap... Durability with a grip

With super heavy-duty external ribbing on the body and body cap, the sprinkler can be disassembled and handled with ease, especially when it's wet and muddy!

Patented VStat® Stator...

Customer convenience & longer life

There are no stator rings required with the VStat® constant speed, self adjusting



stator. A remarkable innovation, the VStat, provides up to twice the driving force to the gear drive while adding years to the life of the I-25 *Plus*. This is accomplished through the VStat's patented turbine isolation technology, a breakthrough that all but eliminates gearbox wear due to upward and lateral thrust.

PRODUCT FEATURES AND BENEFITS (cont.)

I-25 Plus: High Speed Model... *When speed is a need*

For quick, light wetdowns of clay tennis courts, baseball infields, or any areas that require dust control or normal turf irrigation, Hunter offers the *I-25 Plus HS*. The rotation speed is increased from three minutes to one for a 360° revolution, making it perfect for the quick syringing and humidifying in selected areas.

The brown rubber cover on the HS makes for quick and easy identification in the field.

Patented 3-Spring Reversing... *The #1 in reliability*

No worries with the most reliable adjustable arc reversing mechanism in the industry. Our patented 3-spring, reversing technology won't "hang up" and get locked at the critical directional shift point.

Easy Arc Adjustment...

Up, down, wet or dry and from the top
Adjustable from 40° to 360° in all phases of the installation process. Dry & down, prior to installing by rotating with the palm of the hand; dry or wet, after installation when the head is retracted; and wet, when the sprinkler is in operation. Customer convenient and easy to fine tune with the industry standard Hunter wrench. The 8:1 adjustment ratio changes the arc 45° for each full turn of the wrench and the arrows on the rubber cover clearly define the adjustment direction with plus (+) and minus (-) symbols.




Stainless Steel Riser... *Longer riser seal life = Reliable retraction*

The optional stainless steel riser protects the riser seal from wear due to its increased durability in harsh and sandy conditions. A stainless steel riser will prevent scoring of the riser and riser seal, thus preventing premature leaking and riser "stick ups."



Spin-Weld Nozzle Turret... *Durability in the toughest conditions*

With the improved spin-weld process, the rotating nozzle turret is actually welded to the output tube (bull gear) of the sprinkler. The bottom line? Increased side load strength for vandal resistance and rock solid reliability in the acid test for all sprinklers...the system winterization process.



*Spin-Weld
Nozzle Turret*

Drain Check Valve...


Saves water; reduces liability

The built-in drain check valve is standard in the I-25 *Plus*. The check valve will hold back water pressure from up to 10' of elevation change. Preventing low head drainage prevents accidents, pests, diseases and the wasting of that most valuable resource...water.

Heavy Duty Body Cap Threads...

Buttress is the best

Got mud? Well the heavy duty threads on the I-25 *Plus* are designed to take it. Adverse soil conditions won't interfere with the threading process with these super coarse buttress threads. Need to service the filter screen? Just a few quick turns and the riser is out with the I-25 *Plus*. With some products, the cap must be turned as many as twelve times to get the riser out.



“Jar Top” Convenience...


It's a snap without the snap

If screen servicing is required, the internals come out as one piece, not in multiple parts that end up getting lost or broken. And there are no special tools or training classes needed to take apart the I-25 *Plus*.

Proven & Improved Gear Drive...

The reliable Hunter gear drive

Hunter is already known for making the best gear drives in the industry. Now, through the knowledge gained in building products that withstand the rigors of the golf market, we have taken that expertise in making gear-driven rotors to the next level. Numerous enhancements have been introduced to the I-25 *Plus* that actually increase life by at least four times. From the life giving VStat® and the beefing of gears in key areas to the surge, burst, seal and contamination resistance improvements, the I-25 *Plus* is built to take whatever the end user can dish out.



PRODUCT COMPARISONS

FEATURES	HUNTER I-25 Plus	TORO 2001	RAIN BIRD Falcon	NELSON 7000
Pressure Port™ secondary nozzle system	✓			
Primary & secondary nozzle is one unit	✓		✓	
Custom tailored secondary nozzle for each primary nozzle	✓			
Radius adjustment available	✓		✓	✓
Exposed diameter	1 7/8"	3 3/8"	2"	2 3/8"
Vandal resistant, permanent rubber cover	✓		✓	
ProTech™ safety system	✓			
Super compact design	7 7/8"	8 5/8"	8 1/2"	9 1/2"
Extra thick support ribs (cap, body inlet & side)	✓	minimal		✓
Interchangeable, color-coded nozzles	12	5	8	5 (no color)
Radius adjustment without disassembly of parts	✓		✓	
Nozzles installed without removing parts	✓	✓	✓	
Heavy-duty & coarse buttress threads	✓		✓	
Constant Speed with variable stator	Patented VStat®			
"Jar top" convenience with no loose parts to break or special tools required	✓		✓	✓
Proven reliable 3 spring reversing mechanism	✓			
Arc adjustment accomplished without removing parts	✓	✓	✓	
Adjustable Arc Range	40°-360°	30°-360°	40°-360°	40°-360°
Up, down, wet or dry adjustment	✓		✓	
Easy to read arc adjustment symbols on top of sprinkler	✓	✓	hard to read	
Directional flow indicator, model variation I.D. on top of sprinkler	✓			✓
Nozzle identification from top of sprinkler	✓			
Optional stainless steel riser	✓	✓	✓	✓
Optional reclaimed water versions	✓	✓	✓	✓

NOZZLE REPLACEMENT GUIDE

Nozzle Replacement Guide

To Replace: <i>Rainbird Falcon</i>	Use I-25+ Nozzle	To Replace: <i>Nelson 7000 & 7500</i>	Use I-25+ Nozzle
4 (Black)	→ 4 (Yellow)	1	→ 7 (Orange)
6 (Lt. Blue)	→ 5 (White)	2	→ 8 (Lt. Brown)
8 (Dk. Green)	→ 7 (Orange)	3	→ 10 (Lt. Green)
10 (Grey)	→ 8 (Lt. Brown)	4	→ 13 (Lt. Blue)
12 (Beige)	→ 10 (Lt. Green)	5	→ 15 (Grey)
14 (Lt. Green)	→ 13 (Lt. Blue)	6	→ 20 (Dk. Brown)
16 (Dk. Brown)	→ 18 (Red)	7	→ 23 (Dk. Green)
18 (Dk. Blue)	→ 20 (Dk. Brown)	8	→ 25 (Dk. Blue)
To Replace: <i>Rainbird R-70</i>	Use I-25+ Nozzle	To Replace: <i>Toro 2001</i>	Use I-25+ Nozzle
9 (Orange)	→ 8 (Lt. Brown)	6 (Yellow)	→ 7 (Orange)
12 (Beige)	→ 13 (Lt. Blue)	9 (Red)	→ 8 (Lt. Brown)
15 (White)	→ 15 (Gray)	12 (Brown)	→ 10 (Lt. Green)
18 (Blue)	→ 18 (Red)	18 (Blue)	→ 18 (Red)
21 (Red)	→ 20 (Dk. Brown)	24 (Green)	→ 25 (Dk. Blue)
23 (Yellow)	→ 25 (Dk. Blue)		
To Replace: <i>Rainbird "Other"</i>	Use I-25+ Nozzle	To Replace: <i>Toro 640</i>	Use I-25+ Nozzle
41-51A 18x11.5	→ 20 (Dk. Brown)	40	→ 8 (Lt. Brown)
41-51A 13x11	→ 13 (Lt. Blue)	41	→ 10 (Lt. Green)
47A 16	→ 13 (Lt. Blue)	42	→ 13 (Lt. Blue)
37A 14	→ 8 (Lt. Brown)	43	→ 15 (Grey)
6060 13x11	→ 13 (Lt. Blue)	44	→ 23 (Dk. Green)
To Replace: <i>Toro 610</i>	Use I-25+ Nozzle		
5055 14	→ 8 (Lt. Brown)	6	→ 7 (Orange)
4045 10	→ 5 (White)	9	→ 10 (Lt. Green)
65 Series 16	→ 15 (Grey)	12	→ 13 (Lt. Blue)
35 Series 12	→ 7 (Orange)	15	→ 15 (Grey)
25 Series 10	→ 4 (Yellow)	20	→ 20 (Dk. Brown)
To Replace: <i>Thompson 186/187</i>	Use I-25+ Nozzle	To Replace: <i>All Mfg. Single Nozzle Impacts</i>	Use I-25+ Nozzle
P-Nozzle	→ 5 (White)	5/32"	→ 4 (Yellow)
Q-Nozzle	→ 7 (Orange)	11/64"	→ 5 (White)
R-Nozzle	→ 13 (Lt. Blue)	3/16"	→ 7 (Orange)
S-Nozzle	→ 15 (Gray)	13/64"	→ 8 (Lt. Brown)
T-Nozzle	→ 18 (Red)	7/32"	→ 10 (Lt. Green)
U-Nozzle	→ 23 (Dk. Green)	15/64"	→ 13 (Lt. Blue)
VS-Nozzle	→ 28 (Black)	1/4"	→ 15 (Grey)
V-Nozzle	→ 28 (Black)	17/64"	→ 20 (Dk. Brown)
W-Nozzle	→ 28 (Black)		

PRODUCT PERFORMANCE

The I-25 Plus has twelve interchangeable nozzles that provide a wide and versatile range from 3.8 to 31.5 gpm and 40' to 73' radius. The optimum performance varies between 60 and 70 psi, dynamic operating pressure (depending upon nozzle size).

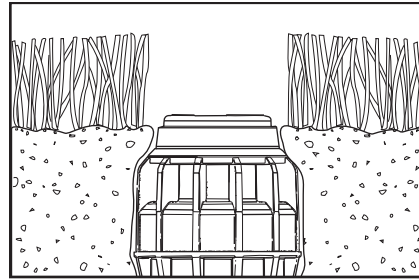
The average precipitation rate is approximately .40" hr. (calculated at 360°). The actual precipitation rate may vary, and should be calculated.

I-25 Performance Chart			
Nozzle	PSI	Radius ft.	GPM
4 Yellow	40	40'	3.8
	50	41'	4.3
	60	42'	4.7
	70	43'	5.1
5 White	40	43'	4.4
	50	44'	4.8
	60	45'	5.3
	70	46'	5.6
7 Orange*	40	45'	6.6
	50	47'	7.0
	60	48'	7.5
	70	49'	7.9
8 Lt. Brown	40	47'	7.7
	50	49'	8.3
	60	50'	9.2
	70	51'	9.9
10 Lt. Green*	50	53'	10.9
	60	54'	12.0
	70	55'	13.1
	80	56'	14.3
13 Lt. Blue	50	55'	11.2
	60	56'	12.3
	70	57'	13.3
	80	57'	14.3
15 Grey*	50	58'	13.4
	60	59'	14.3
	70	59'	15.2
	80	60'	16.4
18 Red	50	60'	14.5
	60	61'	15.7
	70	62'	16.9
	80	63'	18.2
20 Dk. Brown*	60	62'	17.8
	70	63'	19.2
	80	64'	20.5
	90	65'	21.8
23 Dk. Green	60	64'	21.9
	70	65'	23.6
	80	66'	25.6
	90	67'	27.0
25 Dk. Blue*	60	70'	25.6
	70	71'	26.2
	80	71'	28.0
	90	72'	29.8
28 Black	70	71'	26.9
	80	72'	28.7
	90	73'	30.6
	100	73'	31.5

* Five standard nozzles included with each sprinkler
Data represent test results in zero wind. Adjust for local conditions. Radius may be adjusted up to 25% with adjustment screw (this may alter the uniformity of the spray pattern).

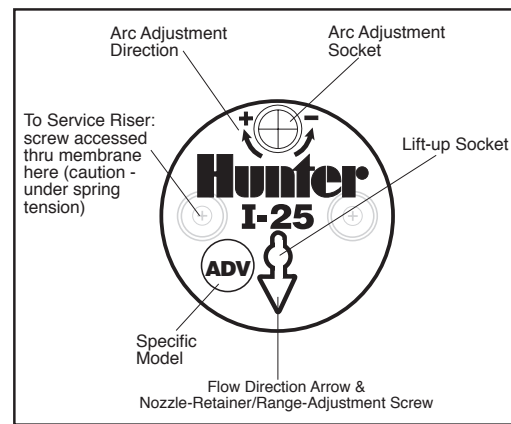
INSTALLATION & MAINTENANCE

Installation Height



The I-25 Plus sprinkler should be installed at finish grade as shown in the illustration.

Arc Adjustment



(All I-25 Plus adjustable heads are PRESET to approximately 180°)

1. Rotate the nozzle turret counter-clockwise to the left stop.
2. Now, rotate the nozzle turret clockwise to the right stop. This is the fixed side of the arc. The nozzle turret must be held in this position for all arc adjustments.

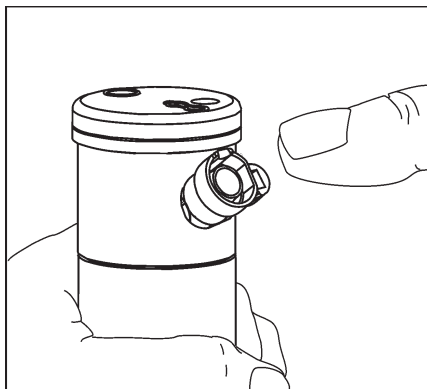
To increase arc:

1. Insert the key end of the Hunter wrench into the adjustment socket on top of the sprinkler.
2. While holding the nozzle turret at the right stop, turn the wrench clockwise.
3. Wrench will stop turning when adjusted to the maximum arc (360°).
4. Adjust to any arc between 40°-360°.

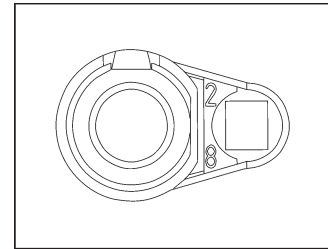
To decrease arc:

1. Insert the key end of the Hunter wrench into the adjustment socket.
2. While holding the nozzle turret at the right stop, turn the wrench counterclockwise.
3. Wrench will stop turning when adjusted to the minimum arc (40°).
4. Adjust to any arc between 40°-360°.

Nozzle Insertion

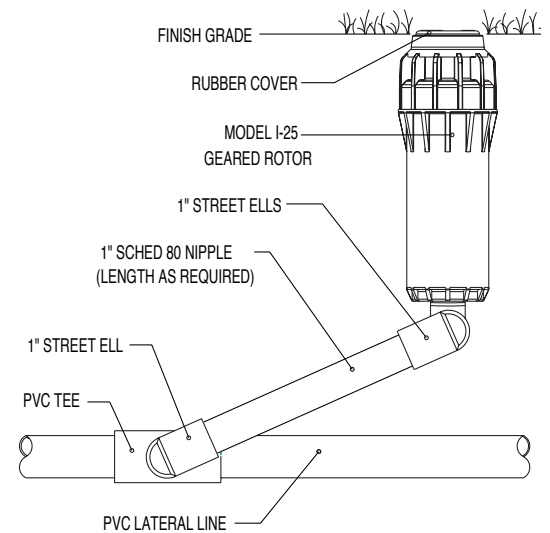


New, Improved Nozzles



- Color-coded I.D. from above
- Numbered I.D. to approximate flow
- Custom tailored uniformity
- Cannot be installed backwards
- Great performance
- Removable with pull tab
- Reusable

Installation Detail



Hunter I-25 GEAR DRIVE

NO SCALE

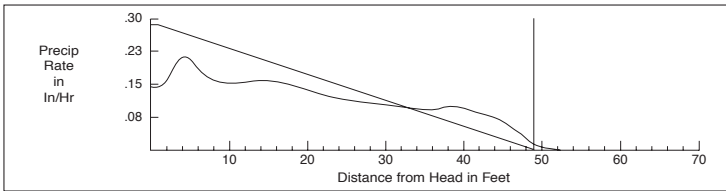
INSTALLATION DETAIL

SWING

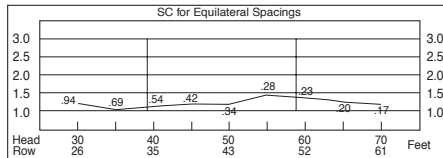
DISTRIBUTION ANALYSIS

Hunter's Testing Philosophy

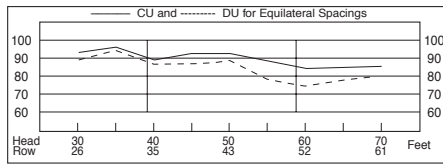
The following five sets of distribution analysis for the new I-25 Plus are from Hunter's state-of-the-art testing lab. Hunter Industries routinely submits products to The Center for Irrigation Technology for independent testing. We use CIT's test results to verify our own and to make our performance available to the public through their computer software programs. All nozzles for the new I-25 are tested by CIT. The examples below coincide with the five nozzles that are shipped with each sprinkler.



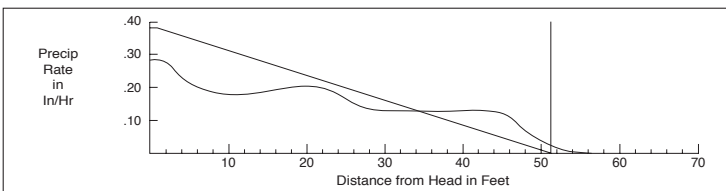
ONR	86
HW(25)	50
SC(25)	100
WDI(25)	96
Radius(15)	100
Flow(10)	100



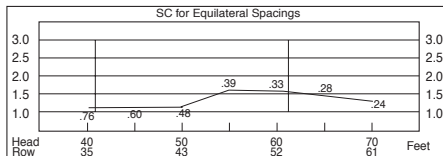
Model	125
Nozzle	7
Pressure	60 psi
Date	5/24/2002
Time	2:51:00 PM
Mold #	953
Control #	
Temperature	77.6
Humidity	-100
Test type	SU
Serial #	11168
Flow	Actual 7.62 gpm, Spec 7.50 gpm
Radius	49 ft
SOR	2:17



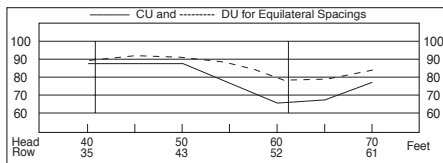
I-25 Plus Nozzle #7



ONR	89
HW(25)	76
SC(25)	97
WDI(25)	86
Radius(15)	93
Flow(10)	100



Model	125
Nozzle	10
Pressure	60 psi
Date	2/21/2002
Time	5:43:00 PM
Mold #	997
Control #	
Temperature	78.4
Humidity	91.4
Test type	ECO
Serial #	10255
Flow	Actual 10.84 gpm, Spec 11.10 gpm
Radius	49 ft
SOR	2:24

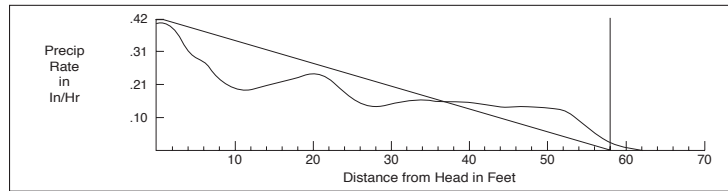


I-25 Plus Nozzle #10

Data Interpretation

The upper portion of each report shows the water distribution profile for the sprinkler along with flow, pressure and radius information. The lower portion is dedicated to efficiency and precipitation rate analysis. To read the graph, first note the spacing range at the bottom. These are the reference points when looking for efficiency at a specific spacing. The lower solid bar that has the numbers above it is the Scheduling Coefficient (SC) line. The numbers above this line reference the precipitation rate in inches per hour at each spacing. To find the SC at your spacing, reference the vertical numbers on the left. SCs of less than 2 are considered good and less than 1.5 are considered excellent. The dashed line along the top is the Coefficient of Uniformity (CU) line. The CU efficiency rating is no longer considered relevant for turf applications. It can be read by referencing the vertical numbers on the right. CUs above 80 are considered good and above 90 are considered excellent.

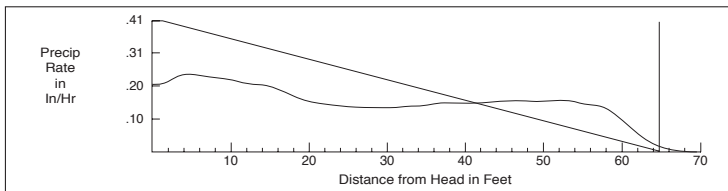
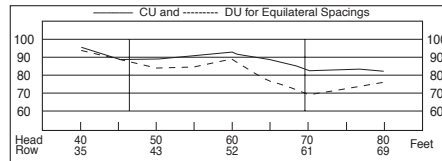
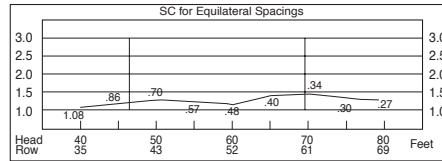
I-25 Plus Nozzle #15



ONR	97
HW(25)	98
SC(25)	100
WD(25)	90
Radius(15)	100
Flow(10)	100

Model	125
Nozzle	15
Pressure	70 psi
Date	7/3/2002
Time	5:30:00 PM
Mold #	
Control #	962
Temperature	80.1
Humidity	-100
Test Type	SU
Serial #	11609

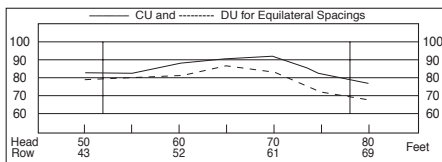
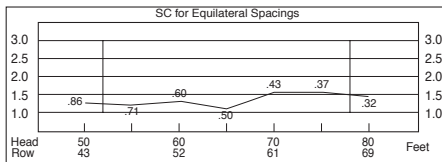
	Actual	Spec
Flow	15.46 gpm	15.20 gpm
Radius	59 ft	58 ft
SOR	2:17	2:30



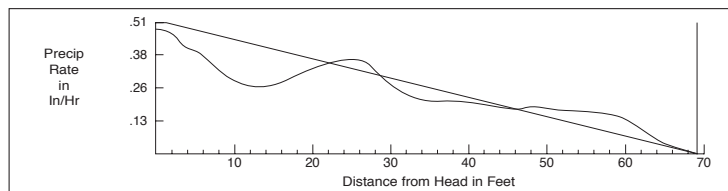
ONR	85
HW(25)	51
SC(25)	98
WD(25)	92
Radius(15)	100
Flow(10)	100

Model	125
Nozzle	20
Pressure	70 psi
Date	6/20/2002
Time	10:30:00 PM
Mold #	
Control #	
Temperature	68.2
Humidity	-100
Test Type	AUDIT
Serial #	11418

	Actual	Spec
Flow	19.07 gpm	18.60 gpm
Radius	66 ft	65 ft
SOR	2:17	2:30



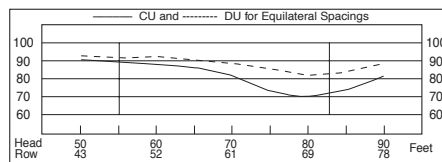
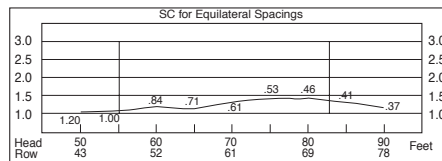
I-25 Plus Nozzle #20



ONR	93
HW(25)	95
SC(25)	100
WD(25)	82
Radius(15)	95
Flow(10)	100

Model	125
Nozzle	25
Pressure	80 psi
Date	8/1/2022
Time	10:07:00 PM
Mold #	964
Control #	
Temperature	71.5
Humidity	56.8
Test Type	SU
Serial #	11859

	Actual	Spec
Flow	26.95 gpm	27.00 gpm
Radius	67 ft	69 ft
SOR	2:31	2:30



I-25 Plus Nozzle #25

ORDERING INFORMATION

Hunter Distributors:

Ordering information for additional nozzle packs for I-25 *Plus* sprinklers. 5 nozzles are included with each sprinkler. Other nozzle sizes can be ordered separately in packs of 25.

DESCRIPTION	Part NO.
Nozzle Pack (1 each #'s 7, 10, 15, 20, 25)	46-0010
Nozzle Pack #4 Yellow (bag of 25)	46-3401
Nozzle Pack #5 White (bag of 25)	46-3402
Nozzle Pack #7 Orange (bag of 25)	46-3403
Nozzle Pack #8 Lt. Brown (bag of 25)	46-3404
Nozzle Pack #10 Lt. Green (bag of 25)	46-3405
Nozzle Pack #13 Lt. Blue (bag of 25)	46-3406
Nozzle Pack #15 Gray (bag of 25)	46-3407
Nozzle Pack #18 Red (bag of 25)	46-3408
Nozzle Pack #20 Dk. Brown (bag of 25)	46-3409
Nozzle Pack #23 Dk. Green (bag of 25)	46-3410
Nozzle Pack #25 Dk. Blue (bag of 25)	46-3411
Nozzle Pack #28 Black (bag of 25)	46-3412

SPECIFICATION GUIDE

EXAMPLE: **I-25 - ADS - 25**

MODEL	FEATURES	OPTIONS
I-25, I-31* = 3½" Pop-up <small>* Metric Model Number (BSP Threaded Inlet)</small>	ADV, 36V, ADS, 36S, ARV, 3RV, ARS, 3RS, ADSHS, 36SHS	XX = Standard Set of 5 Nozzles 04 - 28 = Factory-Installed Nozzle Number

KEY TO FEATURES:

ADV = Adjustable with Check Valve	3RV = Full-Circle, Reclaimed Water, with Check Valve
36V = Full-Circle with Check Valve	ARS = Adjustable, Reclaimed Water and Stainless Steel Riser
ADS = Adjustable with Check Valve and Stainless Steel Riser	3RS = Full-Circle, Reclaimed Water and Stainless Steel Riser
36S = Full-Circle with Check Valve and Stainless Steel Riser	ADSHS = ADS High-Speed Version
ARV = Adjustable, Reclaimed Water, with Check Valve	36SHS = 36S High-Speed Version

Hunter®

Hunter Industries Incorporated • The Irrigation Innovators

U.S.A.: 1940 Diamond Street • San Marcos, California 92069 • TEL: (1) 760-744-5240 • FAX: (1) 760-744-7461

Europe: Bât. A2 - Europarc de Pichaury • 1330, Rue Guilibert de la Lauzières • 13856 Aix-en-Provence, France • TEL: (33) 4-42-37-16-90 • FAX: (33) 4-42-39-89-71

Australia: 8 The Parade West • Kent Town, South Australia 5067 • TEL: (61) 8-8363-3599 • FAX: (61) 8-8363-3687

© 2002 Hunter Industries Incorporated

P/N 700430 LIT-211 11/02